



DIGI CONNECT EZ 8

Click-to-connect | Modern, secure serial connectivity that boots in seconds, configures in minutes and runs for years

Most companies are not replacing their equipment — they are updating the way they talk to it. **Digi Connect EZ® 8** modernizes operational infrastructure with expanded network connectivity and functionality for today’s applications. It is designed to meet the demands of a wide range of critical serial applications including connecting to automation, robotics control, centralized device management, data acquisition and point-of-sale equipment.

Digi Connect EZ is a click-to-connect family of products with 1, 2, 4, 8, 16 or 32 serial ports. Digi Connect EZ 8 is available with RS-232 or software-selectable for RS-232/422/485 communication, LTE, Wi-Fi, digital/analog IO and Ethernet switch options. It takes only a few minutes to configure with intelligent, use case-based options that you can quickly install without having to modify your equipment or applications.

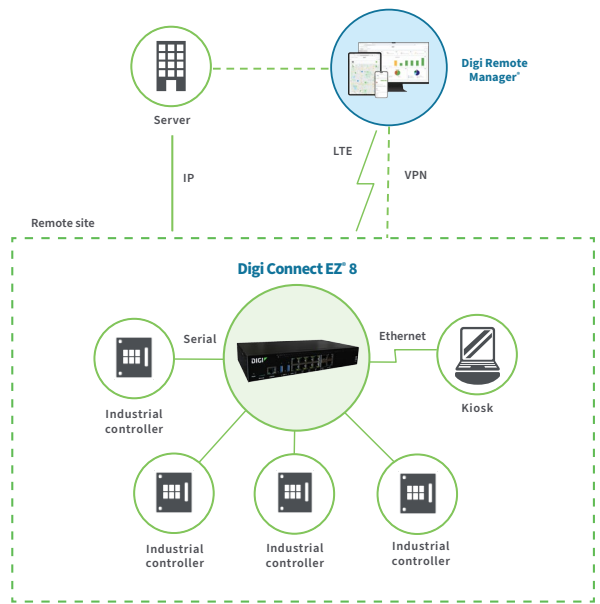
Digi simplifies key security requirements for critical infrastructure and distributed systems with enhanced access control, management and configuration capabilities. Digi Connect EZ 8 and built-in **Digi TrustFence®** give your security and operations teams peace of mind against evolving security threats with encrypted connections, centralized authentication, VPN support and scalable security updates.

Digi Connect EZ 8 supports the widest range of industry standard and device-specific protocols using serial tunneling, TCP/UDP connections or Digi’s patented RealPort® COM port redirector for remote native COM port access. A built-in Python environment enables application development and customization at the device level, including event-based programmability, data conversion and full control of device connections.


Key features, benefits and applications

- 8 serial RS-232 or RS-232/422/485 software-selectable ports to connect a wide variety of serial equipment over IP networks
- Dual 10/100/1000 Ethernet with dual SFP+ support, Digi CORE® LTE module support, micro SD for data logging, two USB ports and optional Wi-Fi, digital/analog IO and four additional Ethernet switch ports
- Ideal for applications requiring COM ports, serial tunneling or TCP/UDP sockets
- Optimizes performance for the widest range of industry standard and device-specific protocols
- Built-in **Digi TrustFence** for device security, secure encrypted connections, ongoing monitoring and support
- Easy setup and mass configuration with **Digi Navigator™** and **Digi Remote Manager®**
- 1-year **LifeCycle Assurance** with 24x7 Expert Support and Digi Remote Manager Premier included

Application example



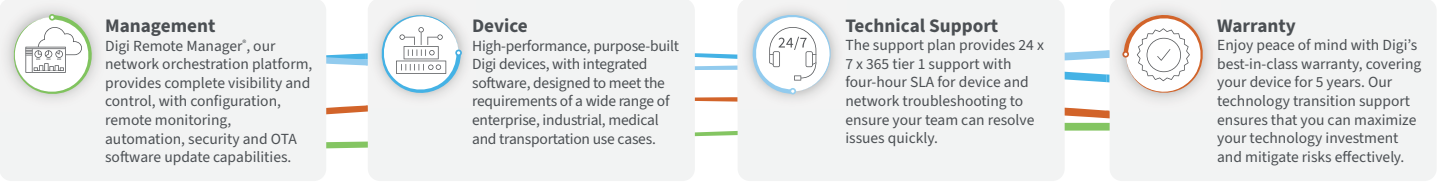
Related Digi devices and software



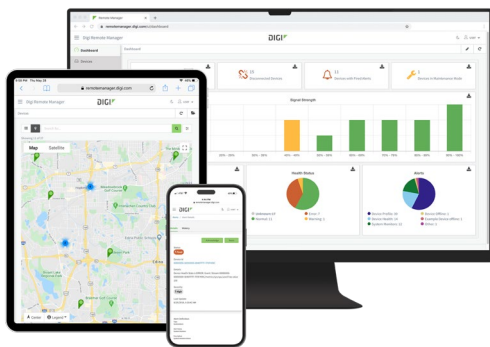
Digi LifeCycle Assurance



Digi LifeCycle Assurance provides an enhanced level of service and support on new deployments of Digi AnywhereUSB® Plus, Digi Connect® EZ, and Digi Connect® IT 16/48 to provide security, reliability and speed, as well as ongoing device management.



Digi Remote Manager



Digi RM Capabilities

- Activate, monitor and diagnose your mission-critical devices through a single portal
- Schedule key operations — including firmware updates and file management — on a single device or on a group of devices, keeping your network functionality up-to-date and maintaining compliance standards
- Manage edge devices out-of-band via console terminal access
- Monitor equipment health and connectivity across deployments of any size
- Create detailed reports and enable real-time alerts for specified conditions
- Integrate device data through open APIs to gain deeper insights and control with third-party applications
- Report and alert on performance statistics, including connection history, signal quality, latency, data usage and packet loss

Digi RM Infrastructure and security

- Hosted in a commercial-grade cloud server environment that meets SOC 1®, SOC 2® and SOC 3® standards
- Superior availability, operating at 99.9% or greater uptime
- Open APIs available to support application development
- Comprehensive security controls in place to protect your data
- Member of the Center for Internet Security® (CIS®)
- Enables compliance with security frameworks like ISO27002, HIPAA, NIST and more
- Earned Skyhigh's CloudTrust™ Program highest rating of Enterprise-Ready

Digi Remote Manager (Digi RM) is a proven technology platform that brings networks to the next level, allowing networks — and the people who manage them — to work smarter. Digi RM transforms a multitude of dispersed IoT devices into a dynamic, intelligent network. It's easy to deploy, monitor and diagnose thousands of mission-critical devices from a single point of command on a desktop, tablet or phone. All the while, software-defined security diligently safeguards your entire Digi ecosystem.

[Learn more at **digi.com/digi-remote-manager**.](https://www.digi.com/digi-remote-manager)

Digi Connect EZ 8 Use Cases

Digi Connect EZ 8 is designed to meet the demands of a wide range of critical serial applications including connecting to automation, robotics control, centralized device management, data acquisition and point-of-sale equipment.

Utility and energy

- Critical remote equipment management
- Support in harsh environments
- Redundant connectivity and dual power options

Factory automation

- Process automation
- Reliability for hi-tech robotics and capital systems

Government and aerospace

- Encrypted data transfer across remote locations
- Secure scalable management around the world
- Data integrity, resiliency and redundant connectivity

Commercial and logistics

- Pick 'n' pack connectivity



Digi Navigator



Digi Navigator gives users the ability to discover and configure Digi Connect EZ in minutes. The tool is what makes Digi Connect EZ easy. It allows you to spend your time where it matters most by taking away the hassle of finding devices on a network, configuring the IP address, defining serial ports and connected devices, setting up Digi RealPort and managing passwords.

Digi Navigator Features

- Find and connect to devices on a LAN
- Guide IP address configuration
- Configure Digi Connect EZ for use with Digi RealPort
- Quickly define serial ports and devices associated with ports
- Access the Digi Connect EZ web and command line interface
- Manage passwords easily

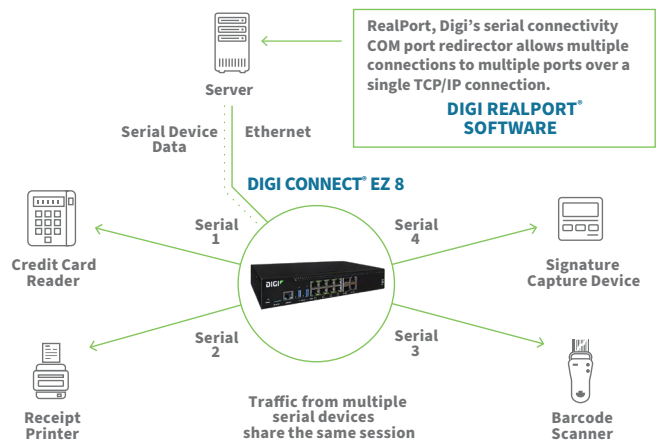
Digi RealPort

Digi's patented RealPort software provides serial connectivity over IP networks, no matter where the devices reside.

Digi RealPort is unique among COM port redirectors. It is the only implementation that allows multiple connections to multiple ports over a single TCP/IP connection instead of a separate TCP/IP connection for each serial port. This helps manage network traffic and reduce congestion.

Digi RealPort is installed on the application host; whether it be local, remote, physical, virtual or in the cloud. This allows applications to communicate with devices across a network as if the devices were directly attached to the computer, allowing device connectivity from anywhere on your network.

RealPort also provides end-to-end encryption and full hardware flow control, as well as optimizations for packetization, latency and throughput.



Digi TrustFence

Digi TrustFence is a device security framework that simplifies the process of securing connected devices.



Built-In Security. Delivered.

Designed for mission-critical applications, Digi TrustFence enables users to easily integrate device security, device identity, and data privacy capabilities into product design. Digi TrustFence security for IoT devices is designed to grow and adapt with new and evolving threats.

Learn more at digi.com/trustfence.

Digi TrustFence Features

Secure Boot

- Programs and code running on the device are validated to be from an approved source or manufacturer.

Protected Hardware Ports

- Internal and external I/O ports are hardened and access-controlled to prevent unwanted local intrusion.

Authentication

- Provides data authentication and device identity management options and ensures that products are not shipped with default user and password settings.

Secure Connections

- These connections utilize the latest encryption protocols for data in motion and over-the-air (OTA) transmissions to ensure the integrity of data flowing across a network.

Ongoing Monitoring and Support

- Provides ongoing threat measurement and monitoring services and performs external security audits.

SPECIFICATIONS

DIGI CONNECT EZ 8

EZ 8

EZ 8 WI-FI

EZ 8 MEI

EZ 8 I/O

EZ 8 I/O SW

CONNECTIONS		EZ 8	EZ 8 WI-FI	EZ 8 MEI	EZ 8 I/O	EZ 8 I/O SW
SFP+	10 Gb capable SFP+ sockets	2	2	2	2	2
ETHERNET	10/100/1000 Ethernet	2	2	2	2	6
SERIAL PORTS (RJ45 10-PIN)	RS-232	8	8		8	8
	RS-232/422/485 capable, software selectable			8		
RS-232 / EIA-232 SERIAL MODES	Signal support TXD, RXD, RTS, CTS, DTR, DSR, DCD, RI flow control options: XON/OFF, CTS/RTS, RTS-toggle	✓	✓	✓	✓	✓
RS-422 / EIA 422 SERIAL MODES	TX+/-, RX+/-, software termination, pre-delay/post-delay			✓		
RS-485 / EIA 485 SERIAL MODES	Data+/Data-, software termination, pre-delay/post-delay			✓		
CONSOLE (RJ45 10-PIN)	RS-232 serial console port			✓		
USB	(2) USB 3.1 Gen 1 (Type A)	2	2	2	2	2
DIGITAL / ANALOG	Digital IO / analog input				2 / 1	2 / 1
MICRO XSD	SD/SDHC/SDXC socket	✓	✓	✓	✓	✓
WI-FI						
MODULE	1 x 1 SISO secure dual-band 802.11a/b/g/n/ac (2.4 GHz / 5 GHz)		✓			
MODES	Client mode and access point mode simultaneously		✓			
CLIENTS	Maximum 10 clients (access point mode: regardless of combination of clients and access points)		✓			
ACCESS POINTS	Maximum 2 access points (access point mode: regardless of combination of clients and access points)		✓			
SECURITY	WPA-3/WPA-2 personal, WPA/WPA-2 enterprise		✓			
CONNECTOR	50 Ω SMA (center pin: male)		✓			
CELLULAR (WHEN USED WITH DIGI CORE PLUG-IN LTE MODEM)						
CORE MODULE SUPPORT	Digi CORE™ module compliant socket (see accessories, G4 module recommended)	✓	✓	✓	✓	✓
CERTIFICATIONS	Visit www.digi.com/resources/certifications for latest certifications					
LTE (G4) WITH DIGI CORE® PLUG-IN LTE MODEM 1002-CMG4	LTE Cat 4: B1, B2, B3, B4, B5, B7, B8, B12, B13, B18, B19, B20, B25, B26, B38, B40, B41; 3G: B1, B2, B4, B5, B6, B8, B19 2G EDGE / GPRS: 850 / 900 / 1800 / 1900 MHz					
CONNECTORS	(2) 50 Ω SMA (center pin: female)					
SIM SLOTS	(2) Mini-SIM (2FF)					
SIM SECURITY	Secured in cellular module					
PHYSICAL						
DIMENSIONS (L x W x H)	26 cm x 16 cm x 4.445 cm (10.25 in x 6.5 in x 1.75 in)					
PACKAGE DIMENSIONS	35 cm x 28.5 cm x 15.5 cm (13.75 in x 11.25 in x 6.12 in) Ships with attachable 19" rack ears					
PACKAGE WEIGHT	3.22 kg (7.1 lb)					
STATUS LEDS	System: Power, WWAN Signal, WWAN Service, Wi-Fi Per port: Ethernet, Serial, Console, USB					
POWER REQUIREMENTS						
POWER INPUT	Supplied with 100 – 240 V AC external power supply or can be used with direct 12 V DC power; Power input connector is Phoenix connector, included with power supply					
POWER CONSUMPTION	12 V DC at 5 A max (100 – 240 V AC external power supply included)					

SPECIFICATIONS

DIGI CONNECT EZ 8

ENVIRONMENTAL

OPERATING TEMPERATURE Standard operating temperature: 0 °C to 50 °C (32 °F to 122 °F)

STORAGE TEMPERATURE Standard storage temperature: 0 °C to 70 °C (32 °F to 158 °F)

RELATIVE HUMIDITY 5% to 95% (non-condensing)

APPROVALS*

SAFETY IEC 62368-1, IEC 60950-1, CB, EN 62311, UL 62368-1, UL 60950-1

EMISSIONS / IMMUNITY CE; RED; FCC Part 15, Subpart B; ICES-003; AU/NZS; CISPR 32, CISPR 35

WARRANTY AND SUPPORT

PRODUCT WARRANTY 5-year for base Connect EZ device, 3-year for Digi CORE plug-in LTE modem

TECHNICAL SUPPORT 1-year **LifeCycle Assurance** with 24x7 Expert Support included

SOFTWARE AND MANAGEMENT

REMOTE MANAGEMENT **Digi Remote Manager**, SNMP v3 (user installed/managed)

LOCAL MANAGEMENT **Digi Navigator** discovery and configuration tool, Web UI (HTTP/HTTPS), CLI (Telnet, SSH)

MANAGEMENT / TROUBLESHOOTING TOOLS **Digi Navigator** discovery and configuration tool, FTP client, SCP, protocol analyzer with PCAP for Wireshark, event logging with syslog and SMTP client, NTP/SNTP, Nagios, Intelliflow, iPerf, Dynamic DNS, ping, traceroute

MEMORY 256 MB RAM, 4 GB Flash

AUTHENTICATION TACACS+, LDAP, Enterprise RADIUS

*Visit digi.com/resources/certifications for latest certifications.

ENTERPRISE SOFTWARE

DESCRIPTION

CONNECTIVITY CAPABILITIES

NETWORK PROTOCOL SUPPORT HTTPS, FTP client, TLS v1.2, SCP (client and server), SFTP, SMTP client for use by scripts and the command line, SNMP (v2/v3), SSH, remote management via **Digi Remote Manager**; protocol analyzer, ability to capture PCAP for use with Wireshark; DynDNS, Dynamic DNS client compatible with BIND9/No-IP/DynDNS; captive portal, Intelliflow; Nagios, DNS server, NTP server, multicast, mDNS, iPerf

SERIAL AND DATA PROTOCOL SUPPORT RealPort, socket and autoconnect socket connectivity for TCP and encrypted TCP, SSH, Telnet, UDP, Modbus, Pyserial support via built-in Python interpreter

SECURITY IP filtering, stateful firewall, custom firewall rules (iptables), address and port translation; TLS 1.2 and above, FIPS 197, OpenVPN client and server; VPN tunnels; authentication: RADIUS, TACACS+; certificates; MAC address filtering; VLAN support


VPN IPsec with IKEv1, IKEv2, NAT Traversal; OpenVPN client and server; GRE VPN tunnels; cryptology: SHA-1/256/384/512, MD5, RSA; encryption: 3DES and AES up to 256-bit (CBC mode for IPsec); Diffie Hellman: DH groups 1-32 (CURVE448)

ROUTING/FAILOVER IP pass-through; NAT, NATP with IP port forwarding; Ethernet bridging; GRE; multicast routing; routing protocols: RIP (v1, v2) OSPF, BGP, IP failover: VRRP; automatic failover; **Digi SureLink**


OTHER PROTOCOLS DHCP; dynamic DNS client compatible with No-IP/DynDNS

Product Photos and Dimensions

Digi Connect EZ 8



Digi Connect EZ 8 — front



Digi Connect EZ 8 — back



Digi Connect EZ 8 I/O — front



Digi Connect EZ 8 I/O — front with accessory



DIGI CONNECT EZ 8	
EZ08-A100	Digi Connect EZ 8 — serial server, 8-port, RS-232
EZ08-A100-EU	Digi Connect EZ 8 — serial server, 8-port, RS-232, EU power cord
EZ08-A100-US	Digi Connect EZ 8 — serial server, 8-port, RS-232, US power cord
DIGI CONNECT EZ 8 CELLULAR	
EZ08-A1G4	Digi Connect EZ 8 cellular — serial server, 8-port, RS-232, CMG4
EZ08-A1G4-ACS	Digi Connect EZ 8 cellular — serial server, 8-port, RS-232, CMG4, cellular antennas
EZ08-A1G4-EUS	Digi Connect EZ 8 cellular — serial server, 8-port, RS-232, CMG4, cellular antennas, EU power cord
EZ08-A1G4-USS	Digi Connect EZ 8 cellular — serial server, 8-port, RS-232, CMG4, cellular antennas, US power cord
DIGI CONNECT EZ 8 WI-FI	
EZ08-B100	Digi Connect EZ 8 Wi-Fi — serial server, 8-port, RS-232, Wi-Fi
EZ08-B100-EU	Digi Connect EZ 8 Wi-Fi — serial server, 8-port, RS-232, Wi-Fi, EU power cord
EZ08-B100-US	Digi Connect EZ 8 Wi-Fi — serial server, 8-port, RS-232, Wi-Fi, US power cord
DIGI CONNECT EZ 8 MEI	
EZ08-C100	Digi Connect EZ 8 MEI — serial server, 8-port, RS-232/422/485
EZ08-C100-EU	Digi Connect EZ 8 MEI — serial server, 8-port, RS-232/422/485, EU power cord
EZ08-C100-US	Digi Connect EZ 8 MEI — serial server, 8-port, RS-232/422/485, US power cord
DIGI CONNECT EZ 8 MEI CELLULAR	
EZ08-C1G4	Digi Connect EZ 8 MEI cellular — serial server, 8-port, RS-232/422/485, CMG4
EZ08-C1G4-ACS	Digi Connect EZ 8 MEI cellular — serial server, 8-port, RS-232/422/485, CMG4, cellular antennas
EZ08-C1G4-EUS	Digi Connect EZ 8 MEI cellular — serial server, 8-port, RS-232/422/485, CMG4, cellular antennas, EU power cord
EZ08-C1G4-USS	Digi Connect EZ 8 MEI cellular — serial server, 8-port, RS-232/422/485, CMG4, cellular antennas, US power cord
DIGI CONNECT EZ 8 I/O	
EZ08-D100	Digi Connect EZ 8 I/O — serial server, 8-port, RS-232, digital/analog I/O
EZ08-D100-EU	Digi Connect EZ 8 I/O — serial server, 8-port, RS-232, digital/analog I/O, EU power cord
EZ08-D100-US	Digi Connect EZ 8 I/O — serial server, 8-port, RS-232, digital/analog I/O, US power cord
DIGI CONNECT EZ 8 I/O SW	
EZ08-E100	Digi Connect EZ 8 I/O SW — serial server, 8-port, RS-232, digital/analog I/O, Ethernet switch
EZ08-E100-EU	Digi Connect EZ 8 I/O SW — serial server, 8-port, RS-232, digital/analog I/O, Ethernet switch, EU power cord
EZ08-E100-US	Digi Connect EZ 8 I/O SW — serial server, 8-port, RS-232, digital/analog I/O, Ethernet switch, US power cord
DIGI CONNECT EZ 8 I/O SW CELLULAR	
EZ08-E1G4	Digi Connect EZ 8 I/O SW cellular — serial server, 8-port, RS-232, digital/analog I/O, Ethernet switch, CMG4

PART NUMBERS	ACCESSORIES
1002-CMG4-GLB	Digi CORE plug-in LTE modem — global LTE Cat 4, 3G/2G fallback
76000926	Cellular antenna — 3G/4G, multiband 699 – 2690 MHz, swivel
76002118	Cellular antenna — dipole, 4G, magnetic mount, 1 meter cable
29000938	Wi-Fi antenna — whip 2.4 and 5 GHz dipole 5 dBi

PART NUMBERS	SERIAL CABLES AND ADAPTERS
76000697	DB-9F console adapter, quantity 4
76000698	DB-25M console adapter, quantity 4
76000699	DB-25F console adapter, quantity 4
76000700	DB-25M modem adapter, quantity 4
76000701	DB-9M modem adapter, quantity 4
76000195	RJ-45 to DB-25 male straight, 4 feet
76000199	RJ-45 to DB-25 female straight, 4 feet
76000201	RJ-45 to DB-9 female straight, 4 feet
76000238	RJ-45 to DB-25 male crossover, 4 feet
76000240	RJ-45 to DB-9 male straight, 4 feet
76000264	RJ-45 to DB-9 male crossover, 4 feet
76000631	RJ-45 to RJ-45 for Sun Netra/Cisco, 6 feet
76000645	RJ-45 to DB-9 female crossover, 4 feet
76000723	Connects screw terminal EIA 422/485 devices to Digi MEI products that have 10-pin RJ-45 connectors

PART NUMBERS	DIGI REMOTE MANAGER
DIGI-RM-IM-PRM-1YR	Digi Remote Manager Premier — 1-year subscription
DIGI-RM-IM-PRM-3YR	Digi Remote Manager Premier — 3-year subscription
DIGI-RM-IM-PRM-5YR	Digi Remote Manager Premier — 5-year subscription

PART NUMBERS	EXPERT SUPPORT
DG-EXPE-24	Expert 24x7 Support for end users



1-year **LifeCycle Assurance** with 24x7 Expert Support and Digi Remote Manager Premier included with Digi Connect EZ 8 models.

For more information, please visit digi.com.



For more information about Digi Connect EZ 8, visit digi.com/connect-ez-8.

877-912-3444 | 952-912-3444

